


LED STRIPS/TIRA FOR MAINS VOLTAGE





- IP65 LED strip for European mains voltage. Dimension 12 x (h) 4mm
- 120LEDs/m, Power Density = 17W/m, Luminous Flux Density = 1530lm/m
- Dimmable
- Minimum bending radius = 50mm
- Wiring to the mains possible every 10cm, by cutting, plugging of the ST125 entering cap on the wire, soldering of L, N and filling with not-conductive silicon (ST130, ST131 optional accessory)
- Cutting step = 10cm, for termination by the end cap ST122 filled with not-conductive silicon
- Selling unit = roll 50m long (max single circuit length)

Code	P _{nom} (W/m)	T _c (K)	PF	Flux (lm/m)	lm/W/m	Eq.inc. P (1m)	En.Class (1m)	E _c per meter (kWh/1000h)	R _a	Beam opening
ST4200	17	3000	>0.9	1530	90	101W	A+	17	≥80	110°
ST4201	17	4000	>0.9	1530	90	101W	A+	17	≥80	110°
ST4202	17	6000	>0.9	1530	90	101W	A+	17	≥80	110°

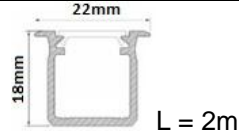


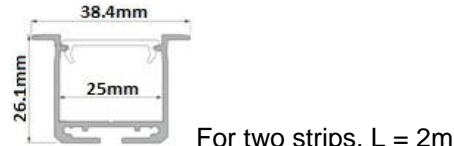



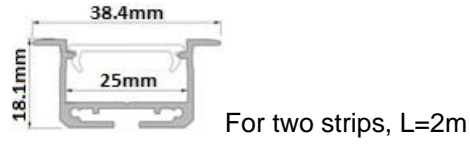



LED module classified RISK GROUP 1 in application of the EN 62471: 2008 (CIE S009:2002) standards "Photobiological safety of lamps and lamp systems" and in application of the European Directive 2006/25.

Operating electric conditions	220 - 240V 50/60Hz
Insulating class	□
Dimmable 	Potentiometer / Trailing edge chopping / DLU dimmers codes FLLDIM240 - FLLDIM450 - FLLDIM900
T _{amb}	-5° ÷ 50°C
Useful Lifetime	35.000h L70 (Ta=25°C)
Lamp Survival Factor @6000h	0.90
Lamp Lumen Maintenance Factor @6000h	0.80
Lamp Lumen Maintenance Factor @35.000h	70% (L70)
Starting time	< 0.4s
Number of switching cycles before failure	> 15.000
Warm-up time (to 95% of the steady-state luminous output)	< 2.0s
Failure rate @1000h	< 5.0%
Colour consistency	MacAdam ellipses step ≤ 6
Mercury and dangerous substances	Absent
UV and IR radiation	Absent

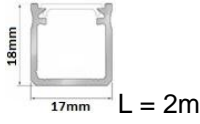

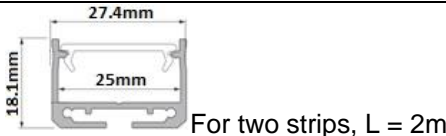



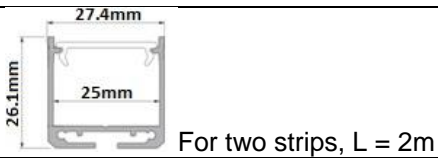



Accessories for LED strips

Code	Description	
ST122	End cap, without insulating guide for wire	
ST125	Beginning cap, with insulating guide for wire	
ST126	Bag with 5 x ST122 and 5 x ST125	---
ST130	Tube of <u>not-conductive</u> silicon for IP65 sealing of the entrance wiring and end cap	5ml
ST131	Tube of <u>not-conductive</u> silicon for IP65 sealing of the entrance wiring and end cap	100ml

Profiles for recessed mounting

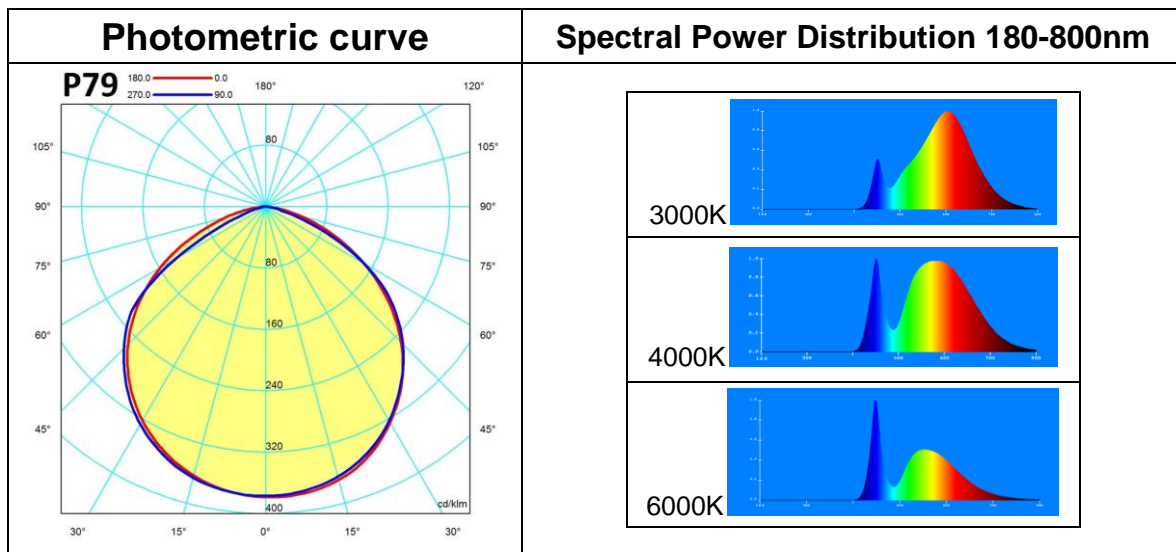
Code	TYPE		Finish	
P10-0074-10	G			Anodized SILVER
P12-0074-00		End cap, plastic material		GREY
P10-0204-10	ML			Anodized SILVER
P10-0201-10				Lacquered WHITE
P12-0964-00		End cap, plastic material		GREY
P12-0961-00		End cap, plastic material		WHITE
P12-0395-10		End cap, Aluminium with hole		SILVER
P12-0391-10		End cap, Aluminium with hole		WHITE
P10-0224-10		SL		
P10-0221-10	Lacquered WHITE			
P12-0974-00	End cap, plastic material			GREY
P12-0971-00	End cap, plastic material			WHITE
P12-0415-10	End cap, Aluminium with hole			Anodized SILVER
P12-0411-10	End cap, Aluminium with hole			WHITE

Profiles for surface mounting

Code	TYPE		Finish	
P10-0094-10	Y		Anodized SILVER	
P10-0092-10			Anodized BLACK	
P10-0091-10			Lacquered WHITE	
P12-0094-01		End cap, plastic material		GREY
P12-0092-01				BLACK
P12-0091-01				WHITE
P10-0334-10	S		Anodized SILVER	
P10-0331-10			Lacquered WHITE	
P12-1004-01		End cap, plastic material		GREY
P12-1001-01		End cap, plastic material		WHITE
P12-0645-11		End cap, Aluminium without hole		SILVER
P12-0641-11		End cap, Aluminium without hole		WHITE
P12-0645-10		End cap, Aluminium with hole		SILVER
P12-0641-10		End cap, Aluminium with hole		WHITE
P10-0184-10	M		Anodized SILVER	
P10-0181-10			Lacquered WHITE	
P12-0934-01		End cap, plastic material		GREY
P12-0931-01		End cap, plastic material		WHITE
P12-0195-11		End cap, Aluminium without hole		SILVER
P12-0191-11		End cap, Aluminium without hole		WHITE
P12-0195-10		End cap, Aluminium with hole		SILVER
P12-0191-10		End cap, Aluminium with hole		WHITE

Accessories for Profiles

Code	For TYPE	Description				Finish/Note
P11-2013-10	G, Y	Cover Basic in PMMA L = 2m				Transparent
P11-2012-10						Frozen
P11-2011-10						Milky
P11-2073-10	S, SL, M, ML	Cover Double in PMMA L = 2m				Transparent
P11-2072-10						Frozen
P11-2071-10						Milky
P14-2010-01	S, SL, M, ML	Kit for Suspension				L = 1250mm
P14-2011-02						L = 1500mm
P14-2012-03						L = 2000mm
P14-2013-04						L = 3000mm
P14-2014-05						L = 5000mm
P13-0083-00	Y	Mounting clips				Transparent
P13-0082-00						BLACK
P14-5001-00	SL, ML	Mounting spring				Galvanized steel



Reference Standards: EN60598-1; EN60598-2-21; EN62471; EN62493; EN55015; EN61000-3-2; EN61000-3-3; EN61547
 EU Directives and Regulations: 2014/35; 2014/30; 92/31; 93/68; 2009/125 (Reg.no.1194/2012; no.244/09; no.1428/2015); 2012/27 (Reg.Del. no.874/2012 and Reg.no.1369/2017); 2011/65; 2012/19

	<p>Correct disposal of this product (Waste Electrical & Electronic Equipment) Applicable in countries with separate collection systems</p> <p>This graphic symbol placed on the product and on the package indicates that the product should not be disposed with other household waste.</p> <p>To prevent possible harm to the environment or human health from uncontrolled waste disposal, please separate these items from other types of waste and responsibly recycle them to promote the sustainable reuse of material resources.</p> <p>Household users should contact either the retailer where they purchased the product, or their local government office, for details on where and how they can take these items for environmentally safe recycling. Business users should contact their supplier and check the terms and conditions of the purchase contract; this product should not be mixed with other commercial wastes for disposal.</p>
--	--