
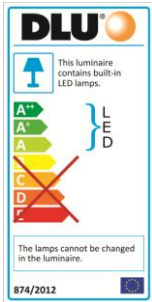


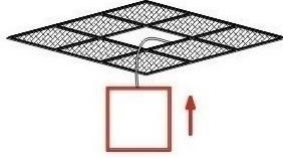
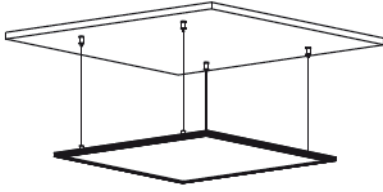
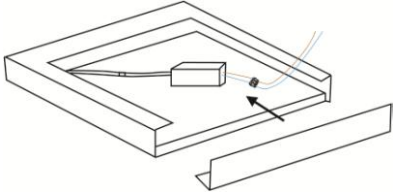
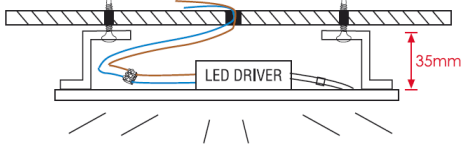
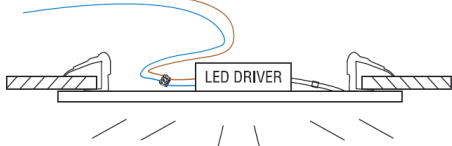
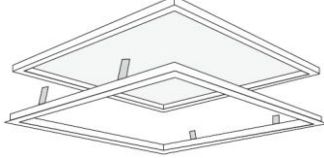


LED FIXTURES

PANEL 60x60cm Glare Control


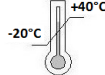



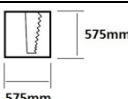

ECO BRIGHT

 <p style="text-align: center;">side = 596x596 ± 1mm thickness = 10 ± 1mm</p>   	MOUNTING OPTIONS	
	False-ceiling frame	
	Suspension optional kit code <u>FLLKITSUSP</u>	
	Box for wall/ceiling optional kit code <u>FLLKITWALL</u> (thickness 50±5mm)	
	Ceiling optional kit code <u>FLLKITPLAF</u>	
	Cut-out hole (575 x 575 mm) optional kit code <u>FLLKITHOLE</u>	
	Cut-out hole frame optional kit code <u>FLLKITMARK</u>	

36W or 42W LED Panel, integrating an array of high power LEDs geared by an external constant current LED driver. Chassis in Aluminium, white painted finish for optimal heat-dissipation. Frontal diffuser 95% light transmittance rate. Mounting in false-ceiling frames 60x60cm. Other optional mounting for installation (by ordering the dedicated accessory kits):

- Suspension (kit code FLLKITSUSP): Brackets and suspending ropes in steel with clamps and fasteners, with adjustable buttons to fine-tune the horizontal positioning.
- Box for wall/ceiling (kit code FLLKITWALL): outer dimension after mounting = L 600 x W 600 x H 50mm
- Ceiling (kit code FLLKITPLAF): Brackets 35mm tall.
- Downlighter in cut-out square hole 575 x 575mm (kit code FLLKITHOLE): Springs for false-ceiling fixation.
- Metallic frame to mount the panel flush in a square cut-out hole in the false ceiling (kit code FLLKITMARK)

Specifics of the whole system (LED Panel + LED power supply)

Operating electric conditions (set Panel + LED driver)	220-240V 50/60Hz
For indoor use only	
Recommended ambient temperature	
Insulating class	 (the LED Panel taken alone is )
Not Adjustable	
False-ceiling square hole (use as recessed fixture)	
If used as recessed fixture, the luminaire shall not, under any circumstances, be covered with insulating matting or similar material	
Useful Lifetime	45.000h L70 (Ta=25°C)
Protection degree (as recessed fixture)	IP43 Optical Vane IP20 Recessed Vane
Weight	3.2kg (LED driver included)
Lamp Survival Factor @6000h	0.90
Lamp Lumen Maintenance Factor @6000h	0.80
Lamp Lumen Maintenance Factor @45.000h	70% (L70)
Starting time	< 0.4s
Number of Switching cycles before failure	> 15.000
Warm-up time (to 95% of the steady-state luminous output)	< 2.0s
Failure rate @1000h	< 5.0%
Colour consistency	MacAdam ellipses step ≤ 6
Mercury and dangerous substances	Absent
UV and IR radiation	Absent




LED system classified EXEMPT (RISK GROUP 0) in application of the EN 62471: 2008 (CIE S009:2002) standards "Photobiological safety of lamps and lamp systems" and in application of the European Directive 2006/25 on the minimum health and safety requirements regarding the exposure of workers to risks arising from physical agents (artificial optical radiation).

Specifics of the set LED Panel + LED driver

CODE	V _{in}	P _{nom} (W)	PF	Lum. Flux (lm)	lm/W	T _c (K)	R _a	Beam Opening
FLLUW7VAE	220-240V 50/60Hz	36	≥ 0.90	3400	94.4	3000	> 80	120°
FLLUW7V2E	220-240V 50/60Hz	36	≥ 0.90	3400	94.4	4000	> 80	120°
FLLUW7VDE	220-240V 50/60Hz	36	≥ 0.90	3400	94.4	5000	> 80	120°
FLLUV7VAE	220-240V 50/60Hz	42	≥ 0.90	3800	90.5	3000	> 80	120°
FLLUV7V2E	220-240V 50/60Hz	42	≥ 0.90	3800	90.5	4000	> 80	120°


Reference Standards: EN60598-1; CEI EN 62722-2-1; IEC62471; EN55015; EN61000-3-2; EN61000-3-3; EN61547; EN62493
 European Directives: 2014/35; 2014/30; 92/31; 93/68; 2009/125 (Reg.no.1194/2012; 1428/2015); 2012/27 (Reg.no.874/2012); 2011/65; 2012/19

Characteristics of the LED Driver



PRI 220-240V 50/60Hz 0.22A max	SEC 27-42VDC 900mA ± 5%	T _a = 50°C T _c = 90°C	L x W x H 115 x 43 x 25
	SELV		

Ref. Standards: EN 61347-1; EN 61347-2-13; EN 62384; EN 62493; EN 55015; EN61000-3-2; EN 61000-3-3; EN 61547
 European Directives: 2014/35; 2014/30; 92/31; 93/68; 2011/65; 2012/19

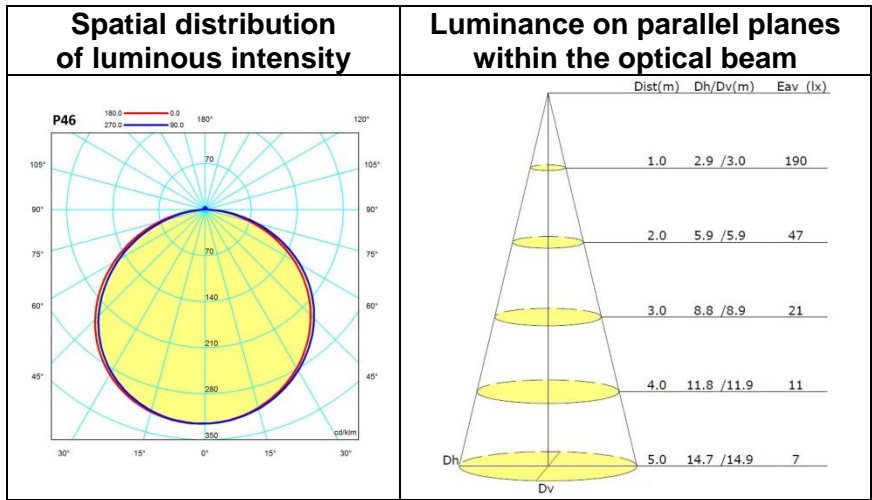
Accessories 36W model 42W model (to be separately ordered)	For Dimmability by 1...10VDC signal	Substitute the DLU driver with the dimmable driver model "DLC 142/1050-E-C2-1...10V" (code 9918344, ref 9918344) by ELT
	For Permanent emergency autonomy 1h	Add the KIT (Emergency unit + battery) model "emerLED 12-50V 3W 1h" (ref 9953061) by ELT
	For Permanent emergency autonomy 3h	Add the KIT (Emergency unit + battery) model "emerLED 12-50V 3W 3h" (ref 9953062) by ELT

 website: <http://www.elt.es/home/i-inicio.html>

OPTIONAL ACCESSORY KITS

Item Code	Application	Content
FLLKITSUSP	Suspension mounting	Brackets and ropes in steel with clamps and fasteners, adjustable buttons to fine-tune the horizontal positioning
FLLKITWALL	Wall/ceiling mounting as a box	Metallic box to transform the panel in a wall-mounted fixture. Outer dimension after mounting L 600 x W 600 x H 50±5mm 
FLLKITPLAF	Direct wall/ceiling mounting	Brackets 35mm tall
FLLKITHOLE	Mounting in the false ceiling, as a recessed downlighter	Springs for mounting in a 575x575mm cut-out hole
FLLKITMARK	Metallic frame for a square hole in the false ceiling	Mounting flush with the false ceiling 

PHOTOMETRICS 36W

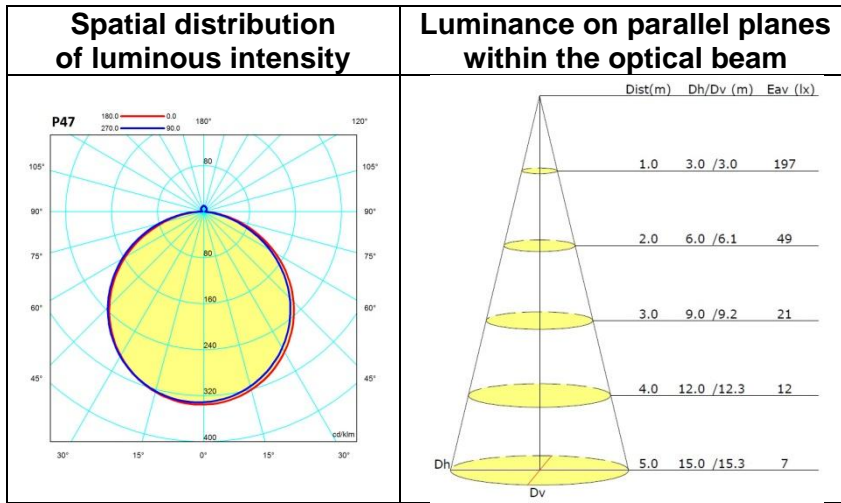


UGR Table

Reflectance:											
Ceiling (cavity)	0.7	0.7	0.5	0.5	0.3	0.7	0.7	0.5	0.5	0.3	
Wall	0.5	0.3	0.5	0.3	0.3	0.5	0.3	0.5	0.3	0.3	
Reference plane	0.2	0.2	0.2	0.2	0.2	0.2	0.2	0.2	0.2	0.2	
Room dimensions		Viewed crosswise					Viewed endwise				
X=2H Y=2H	3H	16.4	17.8	16.7	18.1	18.3	16.6	18.0	16.9	18.3	18.5
	4H	18.1	19.4	18.4	19.6	19.9	18.3	19.6	18.7	19.9	20.2
	6H	18.8	20.0	19.1	20.3	20.6	19.1	20.3	19.4	20.6	20.9
	8H	19.4	20.5	19.7	20.8	21.1	19.7	20.9	20.1	21.2	21.5
	10H	19.6	20.7	20.0	21.0	21.3	20.0	21.1	20.4	21.4	21.7
	12H	19.7	20.8	20.1	21.1	21.4	20.2	21.3	20.6	21.6	21.9
X=4H Y=2H	3H	17.2	18.4	17.5	18.7	19.0	17.3	18.5	17.6	18.8	19.1
	4H	19.0	20.1	19.4	20.4	20.8	19.2	20.3	19.6	20.6	21.0
	6H	19.9	20.8	20.3	21.2	21.6	20.1	21.1	20.5	21.4	21.8
	8H	20.6	21.4	21.0	21.8	22.2	20.9	21.8	21.3	22.1	22.6
	10H	20.9	21.6	21.3	22.0	22.5	21.2	22.0	21.7	22.4	22.8
	12H	21.1	21.8	21.5	22.2	22.6	21.5	22.2	22.0	22.6	23.1
X=8H Y=4H	6H	20.3	21.0	20.7	21.4	21.9	20.5	21.3	20.9	21.7	22.1
	8H	21.2	21.8	21.6	22.2	22.7	21.4	22.1	21.9	22.5	23.0
	10H	21.5	22.1	22.0	22.5	23.0	21.9	22.4	22.4	22.9	23.4
	12H	21.8	22.3	22.3	22.8	23.3	22.3	22.7	22.8	23.2	23.7
X=12H Y=4H	6H	20.3	21.0	20.8	21.4	21.9	20.5	21.2	21.0	21.6	22.1
	8H	21.3	21.8	21.7	22.3	22.8	21.5	22.1	22.0	22.6	23.0
	10H	21.7	22.2	22.2	22.6	23.1	22.0	22.5	22.5	23.0	23.5
Variations with the observer position at spacings:											
S=1.0H	+0.2/-0.2					+0.3/-0.2					
S=1.5H	+0.4/-0.4					+0.5/-0.5					
S=2.0H	+0.5/-0.8					+0.5/-0.9					

Calculate in accordance with CIE Pub.117. The table is revised with 3187lm (Blog(F/F0) = 4.0).

PHOTOMETRICS 42W

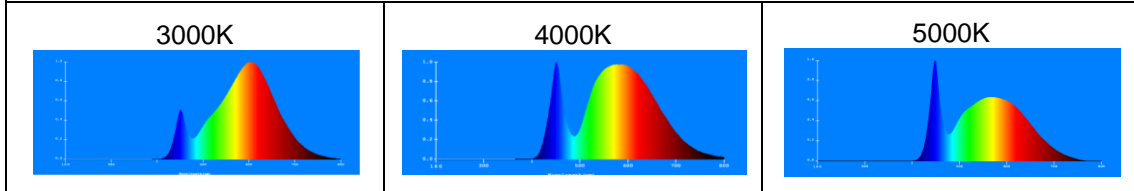


UGR Table

Reflectance:		Viewed crosswise										Viewed endwise				
		Viewed crosswise					Viewed endwise					Viewed endwise				
Ceiling (cavity)		0.7	0.7	0.5	0.5	0.3	0.7	0.7	0.5	0.5	0.3	0.7	0.7	0.5	0.5	0.3
Wall		0.5	0.3	0.5	0.3	0.3	0.5	0.3	0.5	0.3	0.3	0.5	0.3	0.5	0.3	0.3
Reference plane		0.2	0.2	0.2	0.2	0.2	0.2	0.2	0.2	0.2	0.2	0.2	0.2	0.2	0.2	0.2
Room dimensions		Viewed crosswise					Viewed endwise					Viewed endwise				
X=2H	Y=2H	16.8	18.2	17.1	18.5	18.7	17.0	18.4	17.3	18.7	18.9	17.0	18.4	17.3	18.7	18.9
	3H	18.5	19.8	18.8	20.0	20.3	18.7	20.0	19.0	20.3	20.5	18.7	20.0	19.0	20.3	20.5
	4H	19.1	20.4	19.5	20.7	21.0	19.4	20.6	19.8	20.9	21.2	19.4	20.6	19.8	20.9	21.2
	6H	19.7	20.8	20.1	21.1	21.5	20.0	21.2	20.4	21.5	21.8	20.0	21.2	20.4	21.5	21.8
	8H	19.9	21.0	20.2	21.3	21.6	20.3	21.4	20.6	21.7	22.0	20.3	21.4	20.6	21.7	22.0
	12H	20.0	21.1	20.4	21.4	21.7	20.4	21.5	20.8	21.8	22.2	20.4	21.5	20.8	21.8	22.2
X=4H	Y=2H	17.5	18.8	17.9	19.1	19.4	17.7	18.9	18.0	19.2	19.5	17.7	18.9	18.0	19.2	19.5
	3H	19.4	20.4	19.8	20.8	21.1	19.6	20.6	20.0	21.0	21.3	19.6	20.6	20.0	21.0	21.3
	4H	20.2	21.1	20.6	21.5	21.9	20.4	21.4	20.8	21.7	22.1	20.4	21.4	20.8	21.7	22.1
	6H	20.9	21.7	21.3	22.1	22.5	21.2	22.0	21.6	22.4	22.8	21.2	22.0	21.6	22.4	22.8
	8H	21.1	21.9	21.6	22.3	22.7	21.5	22.3	21.9	22.7	23.1	21.5	22.3	21.9	22.7	23.1
	12H	21.3	22.0	21.7	22.4	22.9	21.7	22.4	22.2	22.8	23.3	21.7	22.4	22.2	22.8	23.3
X=8H	Y=4H	20.6	21.3	21.0	21.7	22.2	20.8	21.5	21.2	21.9	22.4	20.8	21.5	21.2	21.9	22.4
	6H	21.4	22.0	21.9	22.5	22.9	21.7	22.3	22.1	22.7	23.2	21.7	22.3	22.1	22.7	23.2
	8H	21.7	22.3	22.2	22.8	23.2	22.1	22.6	22.6	23.1	23.6	22.1	22.6	22.6	23.1	23.6
	12H	22.0	22.5	22.5	23.0	23.5	22.4	22.9	22.9	23.4	23.9	22.4	22.9	22.9	23.4	23.9
X=12H	Y=4H	20.6	21.3	21.1	21.7	22.2	20.8	21.5	21.3	21.9	22.4	20.8	21.5	21.3	21.9	22.4
	6H	21.5	22.0	22.0	22.5	23.0	21.8	22.3	22.2	22.8	23.3	21.8	22.3	22.2	22.8	23.3
	8H	21.9	22.4	22.4	22.8	23.3	22.2	22.7	22.7	23.2	23.7	22.2	22.7	22.7	23.2	23.7
Variations with the observer position at spacings:																
S=1.0H		+0.2/-0.2					+0.2/-0.2									
S=1.5H		+0.4/-0.4					+0.4/-0.5									
S=2.0H		+0.5/-0.8					+0.5/-0.9									

Calculate in accordance with CIE Pub.117. The table is revised with 3542lm (θlog(F/F0) = 4.4).

Spectral Power Distribution 180-800nm



Correct disposal of this product
 (Waste Electrical & Electronic Equipment)
 Applicable in countries with separate collection systems

This graphic symbol placed on the product and on the package indicates that the product should not be disposed with other household waste. To prevent possible harm to the environment or human health from uncontrolled waste disposal, please separate these items from other types of waste and responsibly recycle them to promote the sustainable reuse of material resources.
 Household users should contact either the retailer where they purchased the product, or their local government office, for details on where and how they can take these items for environmentally safe recycling.
 Business users should contact their supplier and check the terms and conditions of the purchase contract; this product should not be mixed with other commercial wastes for disposal.